

Specifications

Nominal Voltage	12V	
Nominal Capacity (8HR)	100AH	
Dimension	Length	394mm (15.5 inches)
	Width	110mm (4.33 inches)
	Height	285mm (11.2 inches)
	Total Height (with Terminal)	285mm (11.2 inches)
	Approximate Weight	34.5 kg (76.1 lbs)
Battery Type	Valve Regulated Lead-Acid Battery, AGM Design	
Terminal Type	IT	
Rated Capacity	110.0AH	(20hr, 1.80V/cell, 25°C/77°F)
	103.8AH	(10hr, 1.80V/cell, 25°C/77°F)
	100.0AH	(8hr, 1.80V/cell, 25°C/77°F)
	94.5AH	(5hr, 1.75V/cell, 25°C/77°F)
	69.2AH	(1hr, 1.67V/cell, 25°C/77°F)
Max. Discharge Current	1000A	
Internal Resistance	4.3mΩ	
Operating Temp. Range	Discharge:	-15°C (5°F)~50°C (122°F)
	Charge:	0°C (32°F)~40°C (104°F)
	Storage:	-15°C (5°F)~40°C (104°F)
Nominal Operating Temp. Range	25±3°C (77±5°F)	
Container Material	ABS (Option: 94-HB & 94-V0 flame retardant case)	
Capacity affected by Temperature	40°C (104°F)	103%
	25°C (77°F)	100%
	0°C (32°F)	86%
Self Discharge	SigmasTek SPF series batteries may be stored for up to 6 months at 25°C (77°F) and then a freshening charge is recommended. For higher temperatures the time interval will be shorter.	



Applications

- Standard 19 & 23 inch power cabinets
- Solar power stations
- Network communication equipment
- UPS and standby power supply
- Power station systems
- Railway and marine systems



Constant Current Discharge (Amperes Per Battery) at 25°C (77°F)

F.V. (V/cell) \ Discharge Time	10min	15min	20min	30min	45min	1h	2h	3h	4h	5h	6h	8h	10h	20h
1.60V	251.8	196.0	163.0	119.9	89.1	71.0	40.8	29.3	23.4	19.3	16.7	12.98	10.80	5.68
1.67V	239.5	188.8	156.0	117.0	86.8	69.2	40.1	28.9	23.1	19.1	16.6	12.90	10.65	5.65
1.70V	231.5	184.2	152.9	115.5	86.5	68.9	40.0	28.8	23.0	19.0	16.5	12.80	10.56	5.62
1.75V	216.4	174.9	146.9	112.2	84.5	68.0	39.4	28.6	22.9	18.9	16.3	12.70	10.49	5.58
1.80V	197.2	161.6	137.7	106.8	81.4	65.7	38.7	28.1	22.3	18.5	16.1	12.50	10.38	5.50
1.85V	173.9	145.0	124.4	97.60	75.7	61.5	36.7	26.4	21.2	17.6	15.3	11.90	9.920	5.26

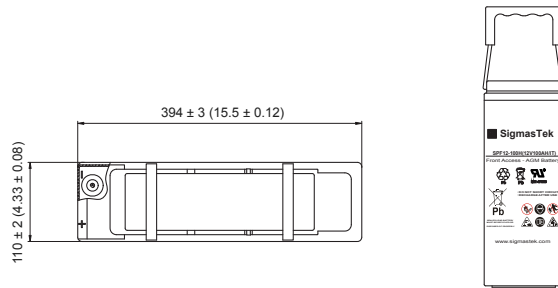
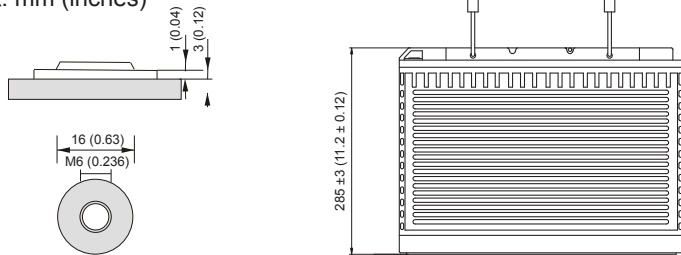
Constant Power Discharge (Watts Per Cell) at 25°C (77°F)

F.V. (V/cell) \ Discharge Time	10min	15min	20min	30min	45min	1h	2h	3h	4h	5h	6h	8h	10h	20h
1.60V	433.0	346.9	295.4	221.0	167.0	134.9	78.2	56.5	45.4	37.6	32.7	25.6	21.4	11.30
1.67V	423.6	340.8	286.8	218.4	164.5	132.8	77.6	56.1	45.1	37.3	32.6	25.5	21.2	11.25
1.70V	411.0	333.9	282.2	216.1	164.5	132.5	77.5	56.2	45.0	37.2	32.5	25.4	21.0	11.21
1.75V	393.0	321.4	273.3	211.1	161.4	131.2	76.6	55.7	44.8	37.1	32.1	25.2	20.9	11.14
1.80V	363.9	300.7	258.5	202.5	156.9	127.3	75.4	55.0	43.8	36.4	31.7	24.9	20.7	10.98
1.85V	324.8	273.4	237.0	187.9	147.0	119.9	72.0	52.0	41.9	34.8	30.3	23.7	19.8	10.52

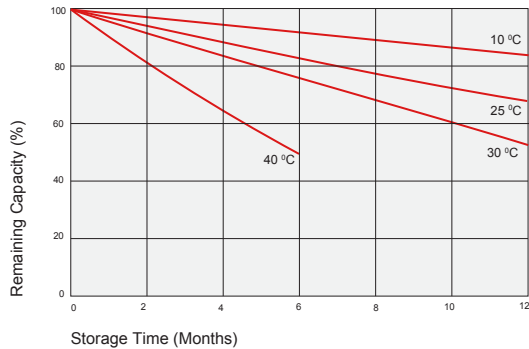
Dimensions

IT Terminal

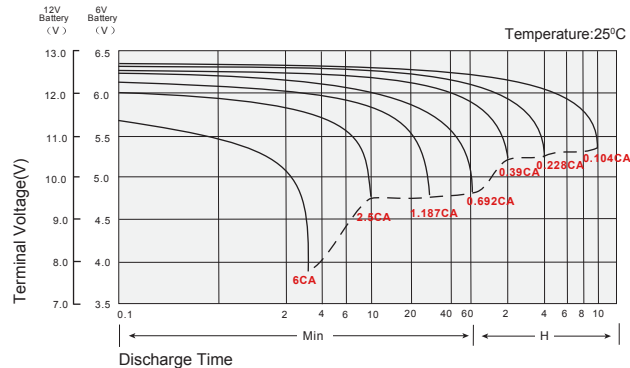
Unit: mm (inches)



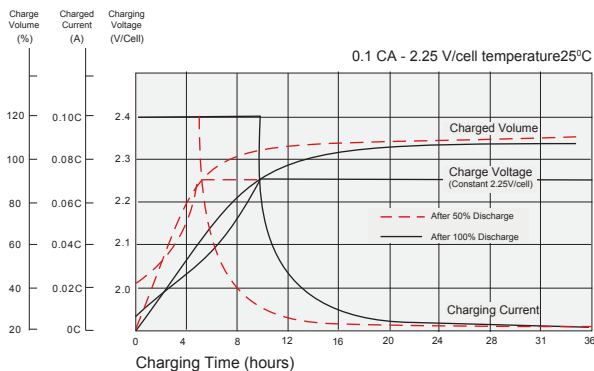
Self Discharge Characteristics



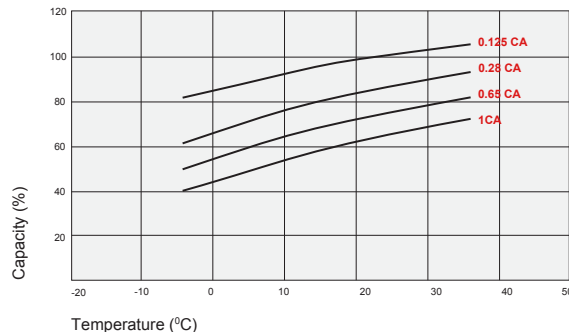
Discharge Characteristics



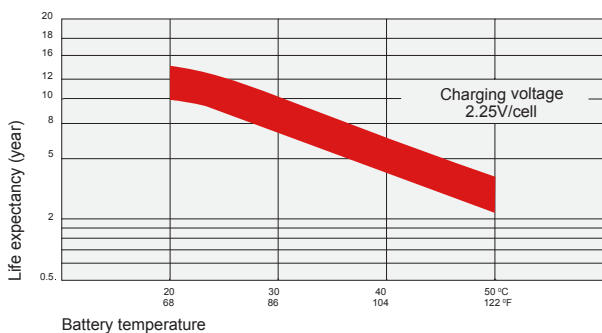
Float Charging Characteristics



Temperature Effects in Relation to Battery Capacity



Temperature Effects on Long Term Float Life



Contact Information

SigmatTek
7651 W 100th Place
Bridgeview, IL 60455, USA

T: (888) 988-8290
www.sigmastek.com
order@sigmastek.com