

Specifications

Nominal Voltage	12V	
Nominal Capacity (20HR)	26AH	
Dimension	Length	167mm (6.56 inches)
	Width	177mm (6.97 inches)
	Height	125mm (4.92 inches)
	Total Height (with Terminal)	125mm (4.92 inches)
	Approximate Weight	8.0 kg (17.64 lbs)
Battery Type	Valve Regulated Lead-Acid Battery, AGM Design	
Terminal Type	T2 / NB	
Rated Capacity	26.6AH	(20hr, 1.75V/cell, 25°C/77°F)
	2.46AH	(10hr, 1.75V/cell, 25°C/77°F)
	22.2AH	(5hr, 1.75V/cell, 25°C/77°F)
	21.1AH	(3hr, 1.60V/cell, 25°C/77°F)
	16.4AH	(1hr, 1.60V/cell, 25°C/77°F)
Max. Discharge Current	390A	
Internal Resistance	14mΩ	
Operating Temp. Range	Discharge:	-20°C (-4°F)~50°C (122°F)
	Charge:	-20°C (-4°F)~50°C (122°F)
	Storage:	-20°C (-4°F)~40°C (104°F)
Nominal Operating Temp. Range	25±3°C (77±5°F)	
Container Material	ABS (Option: 94-HB & 94-V0 flame retardant case)	
Capacity affected by Temperature	40°C (104°F)	103%
	25°C (77°F)	100%
	0°C (32°F)	86%
Self Discharge	SigmasTek SP series batteries may be stored for up to 6 months at 25°C (77°F) and then a freshening charge is recommended. For higher temperatures the time interval will be shorter.	



Applications

- Uninterruptible Power Supply (UPS)
- Electric wheelchairs, scooters, bikes
- Electronic apparatus and equipment
- Alarm and security systems
- Emergency first responder equipment
- Emergency lighting
- Medical devices
- Electric carts
- Telecom equipment
- Switchgear
- Solar power systems



Constant Current Discharge (Amperes Per Battery) at 25°C (77°F)

F.V. (V/cell) \ Discharge Time	5min	10min	15min	30min	1h	2h	3h	5h	8h	10h	20h
1.60V	100.6	64.9	49.6	29.1	16.4	9.60	7.02	4.64	3.10	2.55	1.36
1.65V	94.50	61.9	47.7	28.3	16.1	9.43	6.92	4.58	3.07	2.52	1.35
1.70V	87.60	58.4	45.5	27.4	15.6	9.23	6.79	4.52	3.03	2.50	1.34
1.75V	79.50	54.5	43.1	26.3	15.1	9.00	6.65	4.44	2.99	2.46	1.33
1.80V	70.30	50.1	40.3	25.0	14.5	8.74	6.48	4.35	2.94	2.43	1.30
1.85V	59.30	44.8	37.0	23.5	13.9	8.41	6.27	4.24	2.87	2.38	1.28

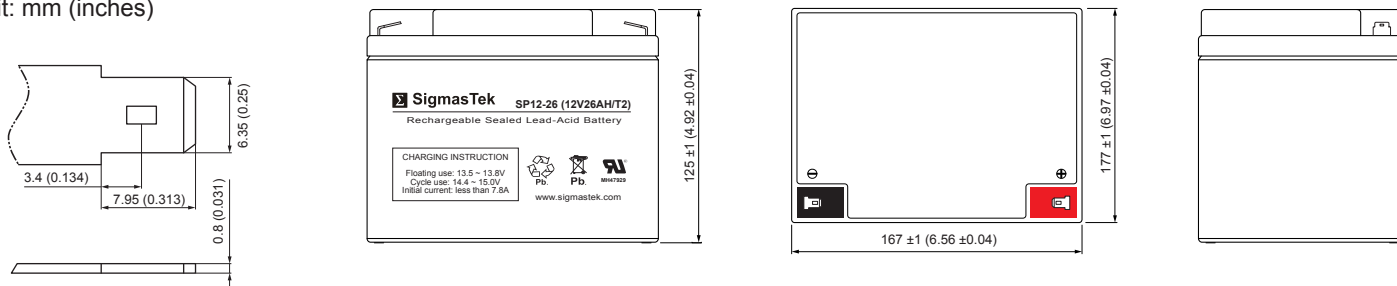
Constant Power Discharge (Watts Per Cell) at 25°C (77°F)

F.V. (V/cell) \ Discharge Time	5min	10min	15min	30min	1h	2h	3h	5h	8h	10h	20h
1.60V	182.3	119.8	92.9	56.0	32.0	18.8	13.8	9.18	6.17	5.08	2.73
1.65V	172.9	115.1	89.9	54.6	31.4	18.5	13.7	9.10	6.13	5.05	2.71
1.70V	161.6	109.4	86.3	53.0	30.5	18.2	13.4	8.99	6.07	5.00	2.69
1.75V	148.1	102.9	82.2	51.0	29.6	17.8	13.2	8.87	6.00	4.96	2.67
1.80V	132.1	95.2	77.3	48.8	28.7	17.3	12.9	8.71	5.92	4.89	2.63
1.85V	112.3	85.7	71.4	46.1	27.5	16.7	12.5	8.52	5.81	4.81	2.61

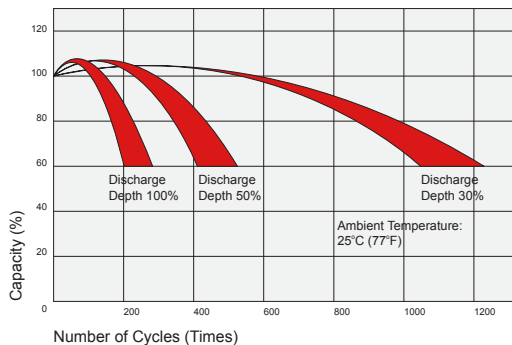
Dimensions

T2 Terminal

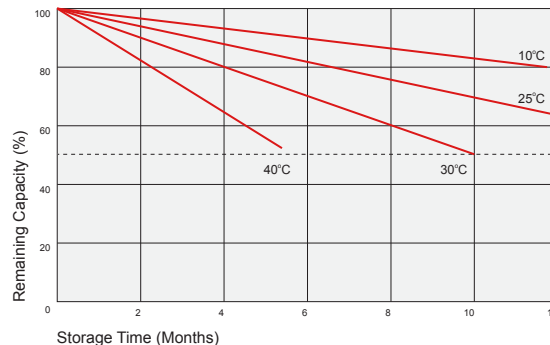
Unit: mm (inches)



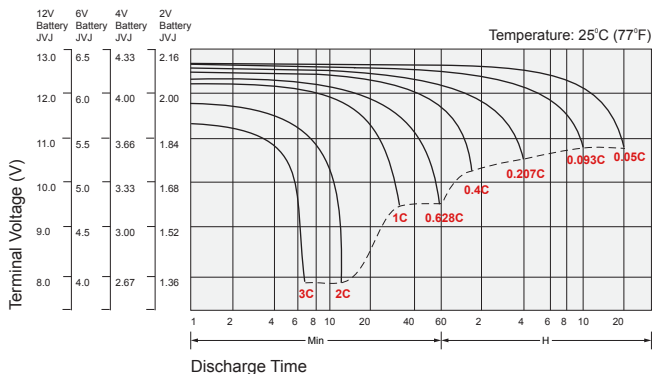
Cycle Service Life



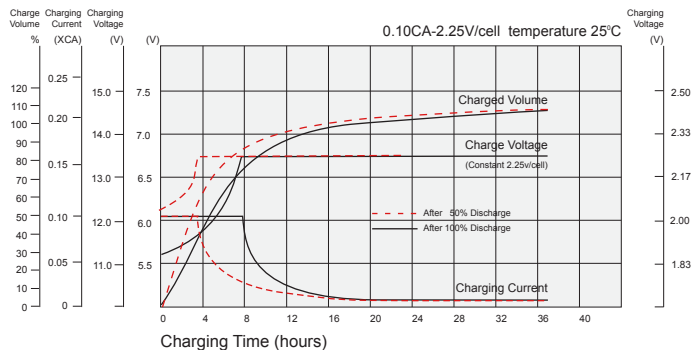
Self Discharge Characteristics



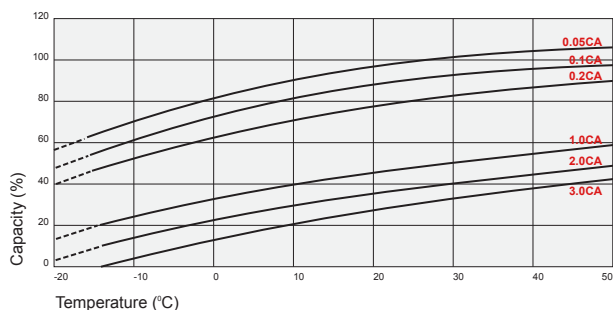
Discharge Characteristics



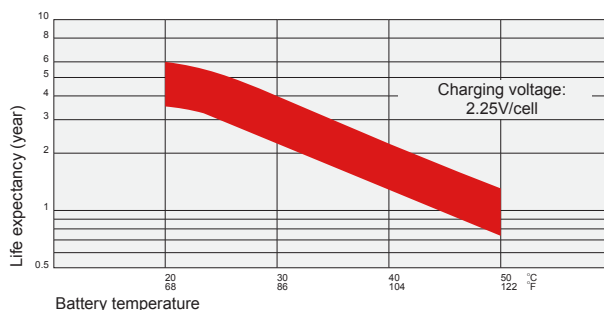
Float Charging Characteristics



Temperature Effects in Relation to Battery Capacity



Temperature Effects on Long Term Float Life



Contact Information

SigmatTek
7651 W 100th Place
Bridgeview, IL 60455, USA

T: (888) 988-8290
www.sigmastek.com
order@sigmastek.com